



The competence brand for energy saving systems



ComfortLine

Steel boilers
Cast iron boilers
Gas fired boilers
Freestanding cylinders





Low temperature oil and gas fired boilers
for a modulating boiler water temperature
with hot combustion chamber made from
high-alloy stainless steel.
Tested to DIN 4702 / EN 303
and current EC Directives.

ComfortLine steel boilers

CNK without pressure-jet oil burner

CNU with pressure-jet oil burner Premio/TH

CNK and CNU for optional combination with freestanding cylinder SE-2

CNK-CB with stainless steel cylinder, without pressure-jet oil burner

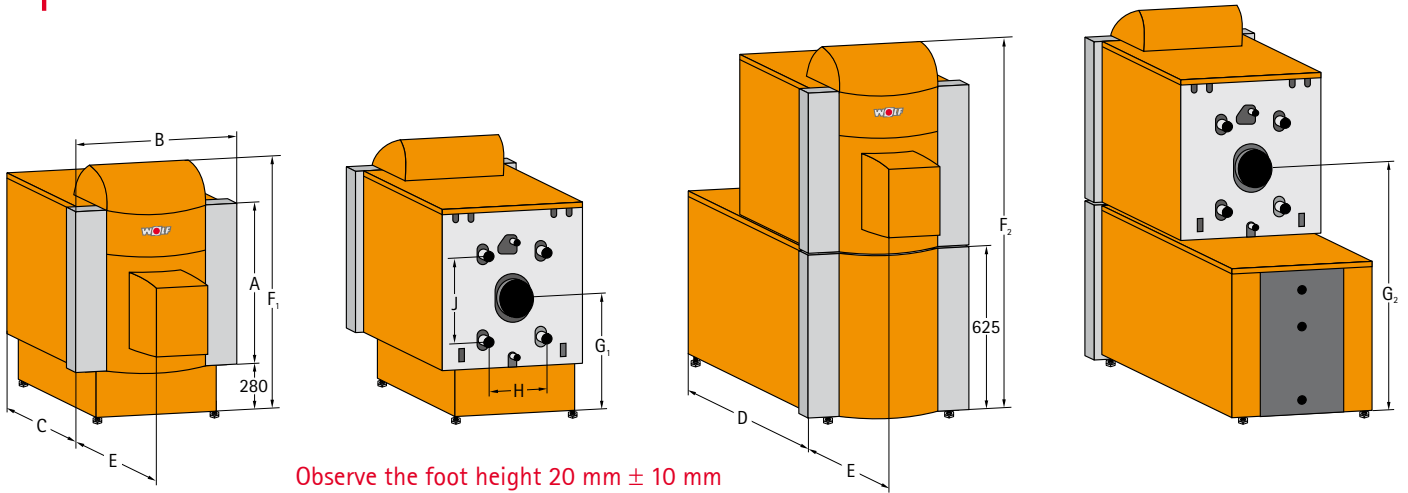
CNU-CB with stainless steel cylinder and a pressure-jet oil burner Premio/TH



Benefits offered by the Wolf ComfortLine:

- Ribbed tube made from smooth steel section for simple cleaning
Optional connection of two independent heating circuits and cylinder heating with minimum pipework
- Powder-coated casing with top quality surface finish
- Fully wired control unit, connections with plugs and mating plugs for an easy electrical installation
- High standard efficiency up to **95% (Hi) / 90% (Hs)** for the best possible energy utilisation
- Pressure-jet oil burner Premio/TH to DIN EN 267, type-tested for fuel oil EL for clean combustion with CNU/CNU-CB
- Freestanding cylinder SE-2 with two-layer enamel coating for optimum corrosion protection
- Only for CNK-CB and CNU-CB
DHW cylinder made from high-alloy CrNi steel to DIN 4753. Cylinder capacity either 155 or 200 litres.
Indirect coil made from seamless drawn smooth tube with a large heat transfer area for rapid heating up
- **6 year warranty on the boiler,
5 year on the stainless steel cylinder**
- **2 year warranty on all electrical and moving parts**

Specification



Steel boiler CNK/CNU (-CB)		17	20	25	32	40	50	63
Output range without burner	kW	14-17	17-20	20-25	28-32	32-40	40-50	50-63
Output range incl. Premio burner	kW	14-17	17-20	20-25	28-32	32-40	40-50	50-60
Set Premio burner output	kW	16	19	23	28	32	40	50
Output range incl. TH burner	kW	14-17	17-20	20-25	28-32	32-40	40-48	50-63
Set TH burner output	kW	16	19	23	29	32	40	50
Capacity	litres	155	155	155	155	-	-	-
Capacity	litres	-	-	200	200	200	200	200
Constant cylinder output 155 l	litres/h	410	490	615	780	-	-	-
Constant cylinder output 200 l	litres/h	-	-	615	780	980	1225	1225
Performance factor 155 l	NL ₆₀	2.7	2.8	3.0	3.2	-	-	-
Performance factor 200 l	NL ₆₀	-	-	4.5	4.8	4.9	5.0	5.0
Boiler water content	litres	51	51	58	68	68	105	105
Boiler gas content	litres	36	36	41	61	61	130	130
Heating water pressure drop at (Δt = 20 K)	mbar	6	6	6	10	10	22	22
Max. permissible boiler pressure	bar	3	3	3	3	3	3	3
Max. permissible DHW cylinder pressure	bar	10	10	10	10	10	10	10
Relative standby loss of the boiler	%	1.8	1.6	1.2	1.1	0.9	0.9	0.7
Required boiler draught	Pa	2	3	5	5	7	7	8
Flue gas temperature*	°C	160-180	160-180	150-170	190-200	170-185	170-190	165-180
Flue gas mass flow rate*	kg/h	24-29	29-34	34-42	47-54	54-68	68-85	85-107
Boiler weight	kg	135	135	141	169	169	258	258
Weight of 155 l DHW cylinder	kg	66	66	66	66	-	-	-
Weight of 200 l DHW cylinder	kg	-	-	83	83	83	83	83
Burner weight	kg	10	10	10	10	15.5	15.5	15.5
Flue pipe diameter	mm	129	129	129	149	149	179	179
Boiler flow and return	Rp	1½"	1½"	1½"	1½"	1½"	1½"	1½"
Fill & drain valve	Rp	1"	1"	1"	1"	1"	1¼"	1¼"
Air vent valve, safety flow	R	1"	1"	1"	1"	1"	1¼"	1¼"
Cold water inlet / hot water flow	R	¾"	¾"	¾"	¾"	¾"	¾"	¾"
DHW circulation 155 / 200 l	R	¾"	¾"	¾"	¾"	¾"	¾"	¾"
Boiler height	A mm	670	670	670	670	670	845	845
Boiler / cylinder width	B mm	660	660	660	660	660	760	760
Boiler length	C mm	756	756	826	876	876	1056	1056
Length of 155 l DHW cylinder	D mm	987	987	987	987	-	-	-
Length of 200 l DHW cylinder	D mm	-	-	1262	1262	1262	1262	1262
Silencer hood depth	E mm	336	336	336	336	345	345	345
Overall height incl. control unit	F ₁ mm	1115	1115	1115	1115	1115	1635	1635
Overall height incl. control unit	F ₂ mm	1460	1460	1460	1460	1460	1635	1635
Smoke tube connection	G ₁ mm	607	607	607	607	607	657	657
Smoke tube connection	G ₂ mm	952	952	952	952	952	1002	1002
Heating connections	H mm	260	260	260	260	260	300	300
Heating connections	J mm	326	326	326	390	390	484	484
Power connection	230 V / 50 Hz / 10 A							
CE designation	CE- 00 85 AR 00 32							

* Values for upper/lower boiler output, relative to a CO₂ content of 13% and an average boiler water temperature of 60 °C. Calculate the chimney stack dimensions in accordance with DIN 4705. With flue gas temperatures below 160 °C, connect these boilers only to highly insulated chimneys (thermal transmission class I acc. to DIN 18160 T1) or use suitable, moisture-resistant flue gas systems, which have been granted general Building Regulation approval.



Low temperature oil and gas fired boilers made from cast iron for a modulating boiler water temperature.

Tested to DIN 4702 / EN 303 and current EC Directives.

ComfortLine cast iron boilers


CHK without pressure-jet oil burner

CHU with pressure-jet oil burner Premio/TH

CHK and CHU for optional combination with freestanding cylinder SE-2

CHK-CB with stainless steel cylinder, without pressure-jet oil burner

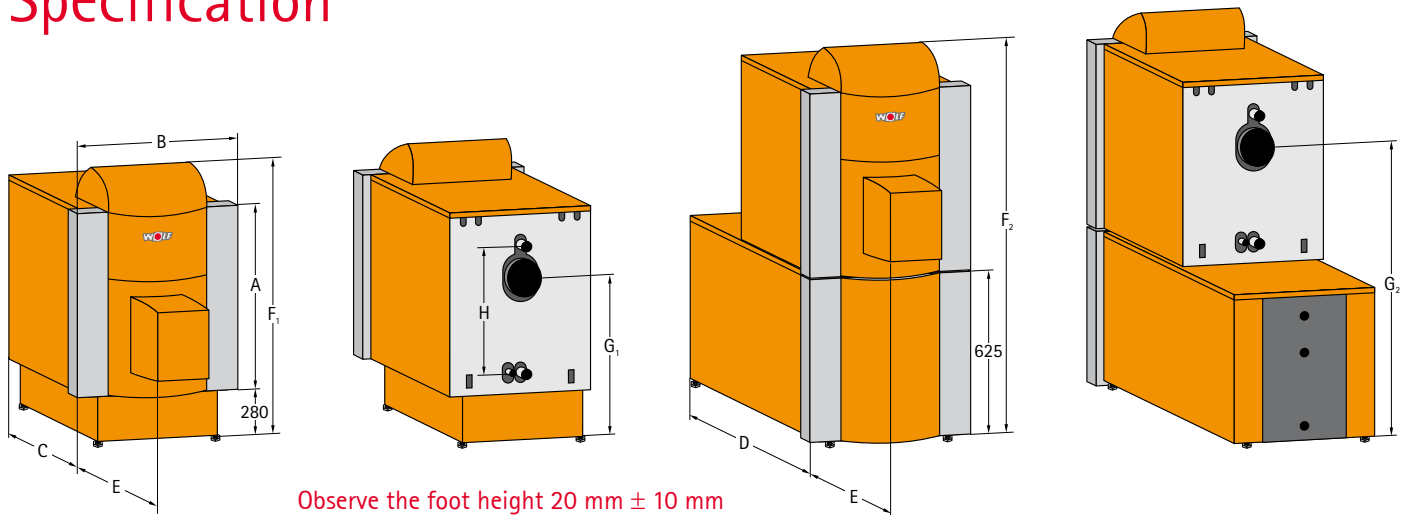
CHU-CB with stainless steel cylinder and a pressure-jet oil burner Premio/TH



Benefits offered by the Wolf ComfortLine:

- Boiler sections and door made from robust, corrosion-resistant cast iron with ferrous-pearlitic structure for a long service life
- Even water flow around the combustion chamber, no condensation, no boiling or expansion noises
- Powder-coated casing with top quality surface finish
- Fully wired control unit, connections with plugs and mating plugs for an easy electrical installation
- High standard efficiency up to **95% (Hi) / 90% (Hs)** for the best possible energy utilisation
- Pressure-jet oil burner Premio/TH to DIN EN 267, type-tested for fuel oil EL for clean combustion with CHU/CHU-CB
- Freestanding cylinder SE-2 with two-layer enamel coating for optimum corrosion protection
- Only for CHK-CB and CHU-CB
DHW cylinder made from high-alloy CrNi steel to DIN 4753. Cylinder capacity either 155 or 200 litres.
Indirect coil made from seamless drawn smooth tube with a large heat transfer area for rapid heating up
- **6 year warranty on the boiler,
5 year on the stainless steel cylinder**
- **2 year warranty on all electrical and moving parts**

Specification



Cast iron boiler CHK/CHU (-CB)		22	29	37	45	60
Output range without burner	kW	15-26	22-34	29-45	37-53	48-60
Recommended output range	kW	15-22	22-29	29-37	37-45	48-60
Output range incl. Premio burner	kW	19 ¹⁾ -22	25 ¹⁾ -29	29 ¹⁾ -37	37 ¹⁾ -45	48 ¹⁾ -59
Set Premio burner output	kW	19	25	31	38	52
Output range incl. TH burner	kW	15-22	22-29	29-37	40-45	48-60
Set TH burner output	kW	19	25	31	38	52
Capacity	litres	155	155	-	-	-
Capacity	litres	200	200	200	200	200
Constant cylinder output 155 l	litres/h	540	710	-	-	-
Constant cylinder output 200 l	litres/h	540	710	910	1100	1225
Performance factor 155 l	NL ₆₀	2.8	3.1	-	-	-
Performance factor 200 l	NL ₆₀	4.4	4.6	4.8	4.9	5.0
Boiler water content	litres	29	35	41	47	59
Boiler gas content	litres	33	43	53	63	83
Heating water pressure drop at (Δt = 20 K)	mbar	2	4	6	8	14
Max. permissible boiler pressure	bar	4	4	4	4	4
Max. permissible DHW cylinder pressure	bar	10	10	10	10	10
Relative standby loss of the boiler	%	1.15	1.05	0.95	0.85	0.7
Required boiler draught*	Pa	10	13	16	19	0
Flue gas temperature*	°C	130/170	140/170	150/170	150/170	155/175
Flue gas mass flow rate*	kg/h	25/37	37/49	49/62	62/75	80/100
Boiler weight	kg	167	198	229	260	322
Weight of 155 l DHW cylinder	kg	66	66	-	-	-
Weight of 200 l DHW cylinder	kg	83	83	83	83	83
Burner weight	kg	10	10	15.5	15.5	15.5
Flue pipe diameter	mm	129	129	149	149	149
Boiler flow and return	Rp	1 1/4"	1 1/4"	1 1/4"	1 1/4"	1 1/4"
Fill & drain valve	Rp	1/2"	1/2"	1/2"	1/2"	1/2"
Cold water inlet / hot water flow	R	3/4"	3/4"	3/4"	3/4"	3/4"
DHW circulation 155 / 200 l	R	3/4"	3/4"	3/4"	3/4"	3/4"
Boiler height	A mm	835	835	835	835	835
Boiler / cylinder width	B mm	660	660	660	660	660
Boiler length	C mm	640	740	840	940	1040
Length of 155 l DHW cylinder	D mm	987	987	-	-	-
Length of 200 l DHW cylinder	D mm	1262	1262	1262	1262	1262
Silencer hood depth	E mm	336	336	345	345	345
Overall height incl. control unit	F ₁ mm	1280	1280	1280	1280	1280
Overall height incl. control unit	F ₂ mm	1625	1625	1625	1625	1625
Smoke tube connection	G ₁ mm	859	859	859	859	859
Smoke tube connection	G ₂ mm	1204	1204	1204	1204	1204
Heating connections	H mm	600	600	600	600	600
Power connection	230 V / 50 Hz / 10 A					
CE designation	CE- 00 85 AR 00 33					

* Values for upper/lower boiler output of the recommended output range, relative to a CO₂ content of 13% and an average boiler water temperature of 60 °C. Calculate the chimney stack dimensions in accordance with DIN 4705. With flue gas temperatures below 160 °C, connect these boilers only to highly insulated chimneys (thermal transmission class I acc. to DIN 18160 T1) or use suitable, moisture-resistant flue gas systems, which have been granted general Building Regulation approval.



Atmospheric gas fired boilers for a modulating boiler water temperature with intermittent ignition.

Tested to DIN EN 297 / DIN EN 437 and current EC Directives.

Approved for: natural gas E, LL and LPG propane (category II_{2ELL3B})

Type B₁₁, B_{11BS} (with flue gas monitoring as accessory)

FunctionLine gas fired boilers

FNG with intermittent ignition

for optional combination with freestanding cylinder SE-2

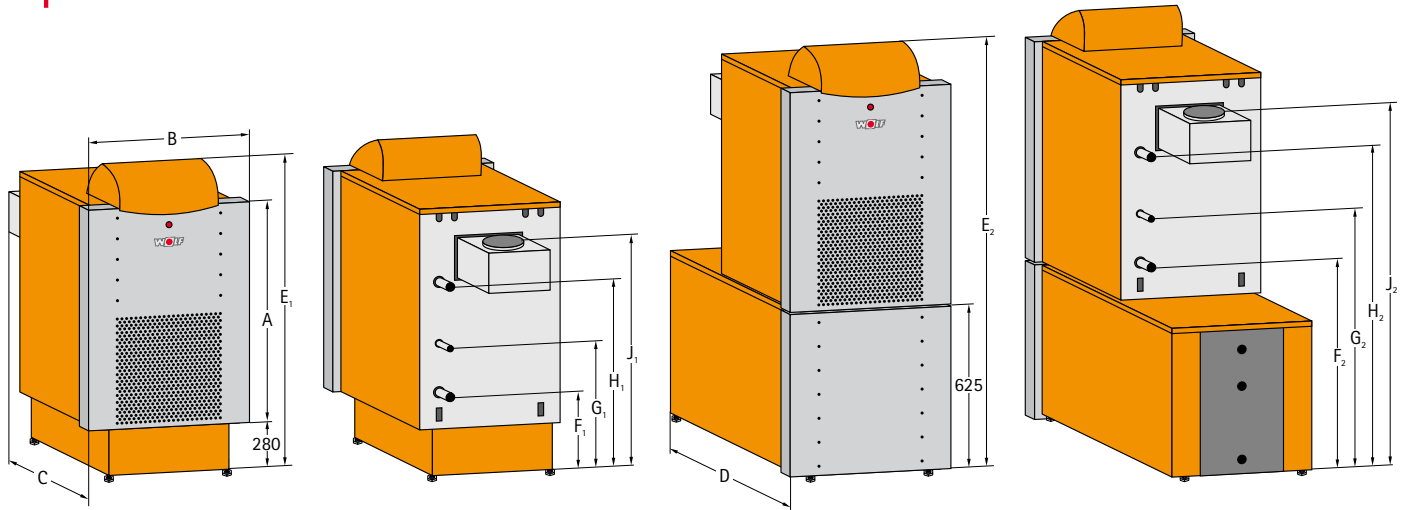
FNG-FB with horizontal stainless steel cylinder



Benefits offered by the Wolf FunctionLine:

- Combustion chamber surrounded by water for lowest radiation losses
- Gas burner made from heat-resistant stainless steel for a long service life
- DVGW quality symbol
- Powder-coated casing with top quality surface finish
- Fully wired control unit, connections with plugs and mating plugs for an easy electrical installation
- High standard efficiency up to **92% (Hi) / 83% (Hs)** for the best possible energy utilisation.
- Freestanding cylinder SE-2 with two-layer enamel coating for optimum corrosion protection
- Only for FNG-FB
DHW cylinders made from high-alloy stainless steel (CrNi). Cylinder capacity either 155 or 200 litres.
Indirect coil made from seamless drawn smooth tube with a large heat transfer area for rapid heating up
- Extremely clean combustion without flame cooling; performs better than required for the „Blue Angel“ certificate of environmental excellence when using natural gas
- **6 year warranty on the boiler,
5 year on the stainless steel cylinder**
- **2 year warranty on all electrical and moving parts**

Specification



Observe the foot height 20 mm ± 10 mm

Gas fired boiler FNG/FNG-FB		10	17/155	21/155	26/200	34/200	41/200	57
Output	kW	10.1	17.0	20.0	26.0	34.0	41.0	57.0
Load	kW	11.2	18.7	22.1	28.8	37.6	45.2	62.8
Capacity	kW	-	155	155	200	200	200	-
Constant DHW cylinder output	litres/h	-	420	490	640	840	1000	-
Performance factor	NL ₆₀	-	2.7	2.8	4.5	4.8	4.9	-
Boiler water content	litres	5.8	7.8	7.8	9.8	11.8	13.8	17.8
Heating water pressure drop at (Δt = 20 K)	mbar	4	6	8	11	16	20	14
Max. permissible boiler pressure	bar	4	4	4	4	4	4	4
Max. permissible DHW cylinder pressure	bar	10	10	10	10	10	10	10
Rel. boiler standby losses	%	1.2	1.1	1.0	1.0	1.0	1.0	0.9
Rel. boiler + cylinder standby losses	%	-	1.6	1.5	1.4	1.4	1.3	-
Required boiler draught	Pa	3	3	3	3	3	3	3
Flue gas temperature*	°C	84	113	128	115	116	101	122
Flue gas mass flow rate	g/s	11	12	14	20	26	40	41
CO ₂ value at rated output with natural gas E	%	3.7	5.9	6.1	5.5	5.6	4.3	6.0
Boiler weight	kg	92	106	106	129	155	172	234
Weight of 155 l DHW cylinder	kg	-	66	66	-	-	-	-
Weight of 200 l DHW cylinder	kg	-	-	-	83	83	83	-
External/internal flue pipe diameter	mm	111	111	111	131	151	181	181
Gas connection (male thread)	R	1/2"	1/2"	1/2"	1/2"	1/2"	1/2"	3/4"
Boiler flow / return (male thread)	G	1 1/2"	1 1/2"	1 1/2"	1 1/2"	1 1/2"	1 1/2"	1 1/2"
Cold water inlet / hot water flow	R	-	3/4"	3/4"	3/4"	3/4"	3/4"	-
DHW circulation 155 / 200 l	R	-	3/4"	3/4"	3/4"	3/4"	3/4"	-
Boiler height	A mm	835	835	835	835	835	835	835
Boiler / cylinder width	B mm	544	544/660	544/660	544/660	660	660	900
Boiler length incl. draught hood	C mm	860	860	860	860	860	890	900
Length of 155 l DHW cylinder	D mm	-	987	987	-	-	-	-
Length of 200 l DHW cylinder	D mm	-	-	-	1262	1262	1262	-
Overall height incl. control unit	E ₁ mm	1270	1270	1270	1270	1270	1270	1270
Overall height incl. control unit	E ₂ mm	-	1625	1625	1625	1625	1625	-
Boiler return	F ₁ mm	515	515	515	515	515	515	515
Boiler return	F ₂ mm	-	860	860	860	860	860	-
Gas connection	G ₁ mm	645	645	645	645	645	645	675
Gas connection	G ₂ mm	-	990	990	990	990	990	-
Boiler flow	H ₁ mm	820	820	820	820	820	820	820
Boiler flow	H ₂ mm	-	1165	1165	1165	1165	1165	-
Flue gas connection	J ₁ mm	1025	1025	1025	1025	1025	1025	1025
Flue gas connection	J ₂ mm	-	1350	1350	1350	1350	1350	-
Power connection	230 V / 50 Hz / 10 A							
CE designation	CE- 00 85 BL 05 13							

* A moisture-resistant chimney is required for flue gas temperatures below 80 °C.

Freestanding cylinder SE-2

Freestanding steel cylinder with quality certificate

Max. heating water temperature 110 °C and up to 10 bar operating pressure

Max. DHW temperature 95 °C and up to 10 bar operating pressure



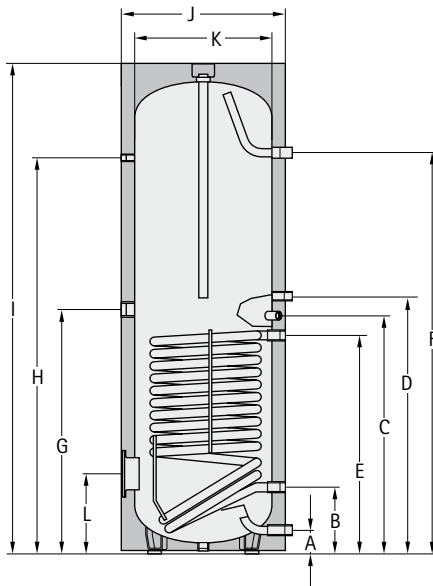
Benefits of the Wolf SE-2:

- Inspection and cleaning apertures for easy maintenance
- Highly-effective thermal insulation and low thermal losses through hard PU foam insulation below the cylinder casing
- Casing: silver foil casing
- The cylinder interior is corrosion-protected by a two-layer enamel coating and a protective magnesium anode (SE-2-750 with impressed current anode)
- Low indirect coil, two-layer enamel coating for short heat-up times and high constant DHW output
- Connection for an electric immersion heater
- **5 year warranty on the freestanding cylinder, 2 year warranty on all electrical and moving parts**

SE-2 accessories:

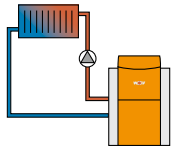
- Electric immersion heater 2 kW/230 V/50 Hz / 4.5 & 6 kW/400 V/50 Hz.
Integral cylinder thermostat and high limit safety cut-out. Frost protection is assured.
The cylinder water temperature can be adjusted either up to 60 °C or up to 80 °C.
- SP1 controller for charging pump
- Charging pump 3/4" / 1"
- Thermometer
- Impressed current anode for SE-2-150 to 500
- Flexible pipe set

Specification



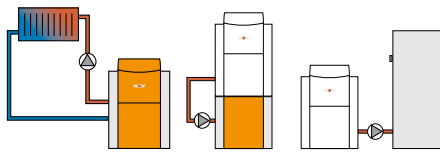
TYPE	SE-2	150	200	300	400	500	750
Cylinder capacity	litres	150	200	300	400	500	750
Constant DHW cylinder output 80/60-10/45 °C	kW - l/h	20-500	28-700	40-1000	45-1100	53-1300	60-1500
Performance factor	NL ₆₀	2.0	3.5	7.5	11	15	22
Cold water inlet	A mm	70	70	70	79	99	220
Central heating return	B mm	228	228	228	314	305	345
Cylinder sensor, heating water	C mm	530	630	849	885	985	990
DHW circulation	D mm	600	757	1050	1004	1095	1215
Central heating flow	E mm	468	553	783	874	865	885
DHW connection	F mm	728	950	1450	1354	1451	1590
Electric immersion heater	G mm	530	703	877	949	949	945
Thermometer	H mm	728	940	1328	1385	1404	1460
Overall height	I mm	988	1263	1760	1650	1780	1850
Diameter incl. thermal insulation	J mm	610	610	610	710	760	940
Diameter excl. thermal insulation	K mm	500	500	500	600	650	790
Flange (bottom)	L mm	277	277	278	329	335	384
Height when tilted, incl. thermal insulation	mm	1250	1460	1840	1950	1990	2075
Heating water (primary)	bar/°C	10/110	10/110	10/110	10/110	10/110	10/110
DHW (secondary)	bar/°C	10/95	10/95	10/95	10/95	10/95	10/95
Internal flange diameter	mm	114	114	114	114	114	114
Cold water inlet	G (fem.)	1"	1"	1"	1"	1"	1 1/4"
Central heating return	G (fem.)	1"	1"	1"	1"	1 1/4"	1 1/4"
DHW circulation	G (fem.)	3/4"	3/4"	3/4"	3/4"	3/4"	1"
Central heating flow	G (fem.)	1"	1"	1"	1"	1"	1 1/4"
DHW connection	G (fem.)	1"	1"	1"	1"	1"	1 1/4"
Electric immersion heater	G (fem.)	1 1/2"	1 1/2"	1 1/2"	1 1/2"	1 1/2"	1 1/2"
Thermometer	G (fem.)	1/2"	1/2"	1/2"	1/2"	1/2"	1/2"
Indirect coil area	m ²	0.6	1.0	1.5	1.8	2.0	2.5
Coil content	litres	3.7	6.2	10.0	11.1	12.4	21.7
Weight	kg	70	95	125	160	180	260

Control units for boilers and boilers with cylinder



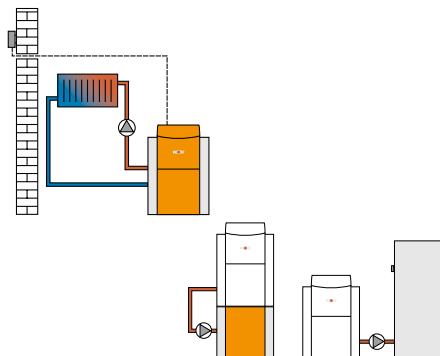
Control unit R11

- Boiler control unit for single stage burners, set boiler water temperature adjustable from 38–90 °C
- Equipment: ON/OFF switch, burner fault indicator, boiler water temperature display, boiler water temperature controller, adjustable from 38–78/90 °C, high limit safety cut-out, adjustable (110/100 °C).
Connection for a room thermostat.



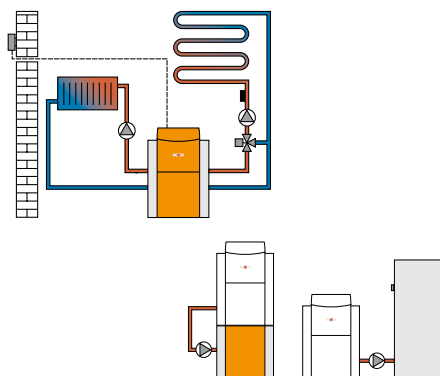
Control unit R1

- Boiler control unit for single stage burners, set boiler water temperature adjustable from 38–90 °C
 - Electronic cylinder thermostat, set cylinder temperature adjustable from 15–60 °C
 - Room thermostat input
 - Reset function for Wolf oil burners with FA SH113
- Equipment: ON/OFF switch, SU/WI switch, burner fault indicator, boiler water temperature display, boiler water temperature controller, adjustable from 38–90 °C, high limit safety cut-out, adjustable (110/100 °C).
Electronic cylinder thermostat with cylinder priority control.
Cylinder temperature adjustable from 15–60 °C
Connection for: room thermostat, reset for Wolf oil burners with the SH113 controller, BM programming module, electronic cylinder sensor, eBUS interface.
May be extended with the BM programming module, up to 7 MM mixer modules and one solar module.
The BM programming module can be used as remote control unit in conjunction with a wall mounting base.



Control unit R2 DigiCompact

- Weather-compensated boiler control unit for single stage burners
 - Electronic cylinder thermostat
 - Adjustable output (e.g. DHW circulation pump, alarm message, etc.)
 - Adjustable input (e.g. room thermostat, DHW circulation pushbutton, etc.)
 - Reset function for Wolf oil burners with FA SH113
 - Time programs for central heating, DHW heating and DHW circulation
 - BM programming module with integral illuminated plain text display
 - The programming module can be used as remote control unit in conjunction with a wall mounting base
 - May be extended with up to 7 MM mixer modules and one solar module
 - May be extended with ISM 4 (LON interface module) for connection to a building management system
 - Pasteurisation function
- Equipment: ON/OFF switch, adjustable high limit safety cut-out (110/100 °C), fuse M 6.3 A, program selection, flue gas test, automatic mode, heating and economy mode over 24 h, summer mode, manual mode, central heating OFF, frost protection.
BM programming module for adjusting the time/day, selection of three preset (adjustable) switching time programs, cylinder temperature (15–60 °C), temperature selection for boiler circuit, heating and economy mode, boiler curve, autom. SU/WI changeover. Display of temperature, hours run, burner starts, faults. Programming and test functions for heating contractors.



Control unit R3 DigiCompact

- Weather-compensated boiler control unit for single stage burners
 - Weather-compensated temperature controller for one mixer circuit
 - Electronic cylinder thermostat
 - Adjustable output (e.g. DHW circulation pump, alarm message, etc.)
 - Adjustable input (e.g. room thermostat DHW circulation pushbutton, etc.)
 - Reset function for Wolf oil burners with FA SH113
 - Time programs for central heating, DHW heating and DHW circulation
 - BM programming module with integral illuminated plain text display
 - The programming module can be used as remote control unit in conjunction with a wall mounting base
 - May be extended with up to 6 MM mixer modules and one solar module
 - May be extended with ISM 4 (LON interface module) for connection to a building management system
 - Pasteurisation function
- Equipment: ON/OFF switch, adjustable high limit safety cut-out (110/100 °C), fuse M 6.3 A, program selection, flue gas test, automatic mode, heating and economy mode over 24 h, summer mode, manual mode, central heating OFF, frost protection.
Programming module BM for adjusting the time/day, selection of three preset (adjustable) switching time programs, cylinder temperature (15–60 °C), temperature selection for boiler circuit, heating and economy mode, boiler/mixer circuit curve, maximum temperature limit for the mixer circuit, autom. SU/WI changeover. Display of temperature, hours run, burner starts, faults. Programming and test functions for heating contractors.

Accessories for control units R2 and R3



Control unit R2 DigiCompact

Weather-compensated control unit for one boiler circuit.

Control unit R3 DigiCompact

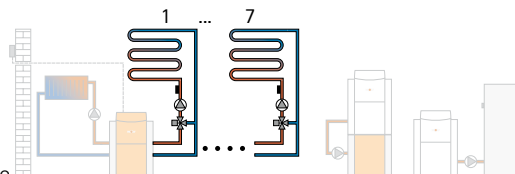
Weather-compensated control unit for one boiler and one mixer circuit.

Two-wire eBUS cable



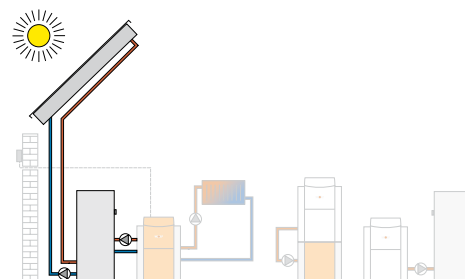
MM mixer module

- Extension module for the control of one mixer circuit
- Weather-compensated flow temperature control
- Easy controller configuration by selecting one of the preset system versions
- BM programming module, to clip into the boiler or optionally as remote control (with wall mounting base)
- May also be used as return temperature raising facility for boilers
- Rast-5 connection technology



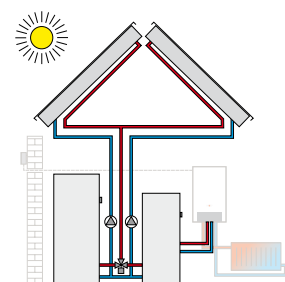
SM1 solar module

- Extension module for the regulation of a solar circuit
- In conjunction with Wolf boilers, greater energy savings through intelligent cylinder re-heating, i.e. blocking cylinder re-heating when there is sufficient solar yield
- Temperature differential controller for a heat consumer
- Maximum cylinder temperature limit
- Display of the set and actual values on the BM programming module
- Integral hours run counter
- Optional connection of heat meters
- Rast-5 connection technology
- Incl. collector sensor and cylinder sensor, each with sensor well



Solar module SM2

- Extension module for the regulation of a solar system including up to 2 cylinders and 2 collector fields, incl. 1 collector sensor, 1 cylinder sensor, each with sensor well
- Easy configuration of the controller through selection of pre-defined system options
- In conjunction with Wolf boilers, greater energy savings through intelligent cylinder re-heating, i.e. blocking cylinder re-heating when there is sufficient solar yield
- Heat meter function
- Display of the set and actual values on the BM programming module
- eBus interface with automatic energy management
- Rast-5 connection technology



BM programming module

- Optionally as remote control for MM mixer module
- Remote control in conjunction with the wall mounted base



Wall mounting base incl. front facia

- Wall mounting base for use with the BM programming module as remote control for R2 or R3 boiler control units
- Front insert and rotary selectors for installation in the controller enclosure of the boiler control unit

Accessories for control units R2 and R3

Two-wire eBUS cable



Radio clock (DCF77 signal) with outside temperature sensor
for automatic time adjustment.



Radio clock (DCF77 signal)
for automatic time adjustment.



External wireless sensor
(only in conjunction with a receiver for external wireless sensor and remote control, part no. 27 44 209)



Wireless receiver for external wireless sensor and wireless remote control
incl. radio clock (DCF77 signal)



Wireless remote control
(only in conjunction with a receiver for external wireless sensor and remote control)
Max. one wireless remote control per mixer circuit.



ISM 4 - LON interface module
for communication between the control unit and the building management system applying LON standard network variables



WRS-Remote service system
for direct or remote access to the control system via PC and for transferring fault text messages.
Consisting of: Interface module ISM1 and remote service software „WRS-Soft“

Everything from one source: from the system professional for heating, air conditioning, ventilation and solar technology

WOLF

The competence brand for energy saving systems

The extensive equipment range of the system supplier Wolf offers the ideal solution for new build and modernisation projects alike. The control unit range from Wolf meets any demand for heating convenience. All equipment is easy to operate and works with high energy efficiency and reliability. Photovoltaic and solar heating systems can be quickly integrated into existing systems. All Wolf equipment is easily and quickly installed and maintained.

Wolf GmbH, Postfach 1380, D-84048 Mainburg, Tel.: +49 87 51 / 74-0, Fax: +49 87 51 / 74-1600, Internet: www.wolf-heiztechnik.de

► Central heating system components

- ComfortLine boiler
- Stratification cylinder, type BSP with fresh water station for DHW heating
- Solid fuel boiler FFS-14

► Solar heating system components

- Solar collector TopSon
- Photovoltaic panel



The brand of competence for energy saving systems

